



# The Office - Assembly Manual


Congratulations with your purchase of one of the most practical desks on earth.

Follow these instructions carefully and then we guarantee that the assembly will be quick and effortless. Assemble The Office with two persons. Makes it easier, and more fun!

This is what you need:

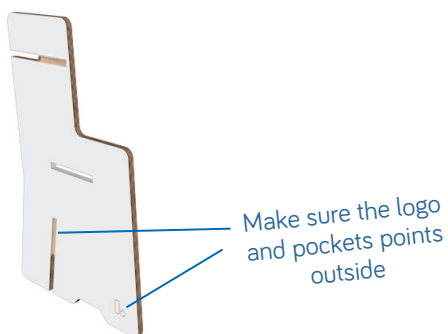
1 x 'Element 1' 

2 x 'Element 2' 

2 x 'Office side' 

*Yes really, that's all!*

## Step 1.



## Step 2.



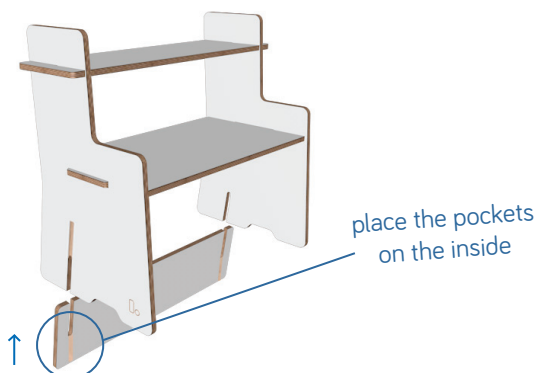
## Step 3.



## Step 4.



## Step 5.



## Step 6.



Done!  
Let's get some work done now!