



The Picnic - Assembly Manual

Congratulations with your purchase of one of the most practical picnic tables on earth.

Follow these instructions carefully and then we guarantee that the assembly will be quick and effortless. Assemble The Picnic with two persons. Makes it easier, and more fun!

This is what you need:

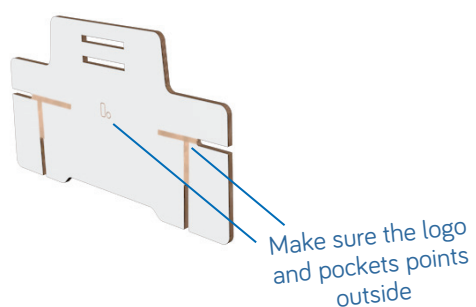
1 x 'Element 1' 

4 x 'Element 2' 

2 x 'Reader side' 

Yes really, that's all!

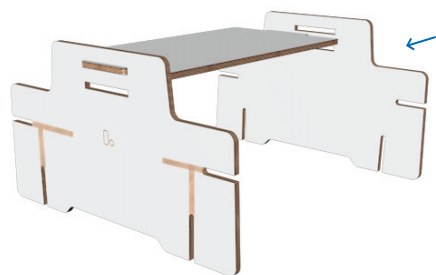
Step 1.



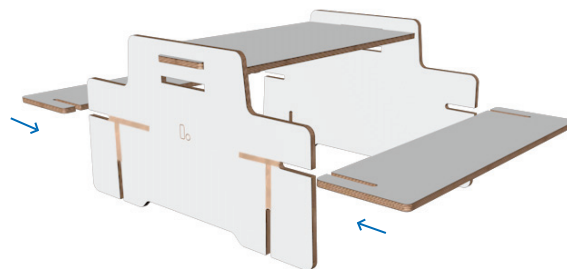
Step 2.



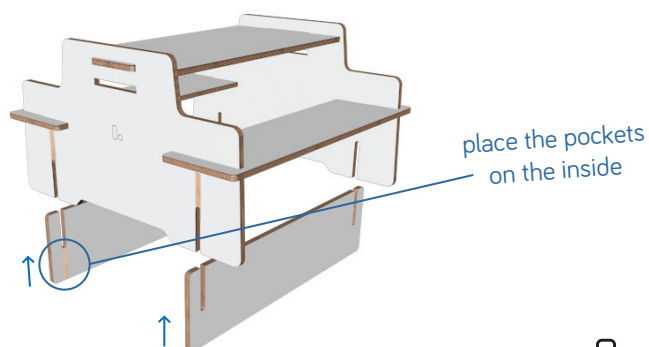
Step 3.



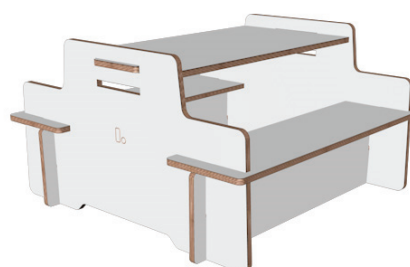
Step 4.



Step 5.



Step 6.



*Done!
Let's play together!*