



# The Reader - Assembly Manual


Congratulations with your purchase of one of the most practical benches on earth.

Follow these instructions carefully and than we guarantee that the assembly will be quick en effortless. Assemble The Reader with two persons. Makes it easier, and more fun!

This is what you need:

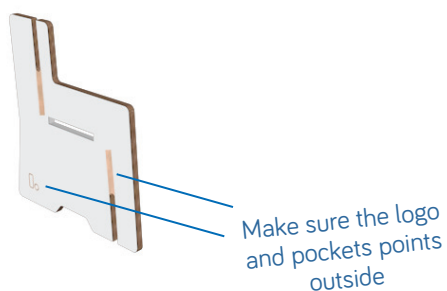
1 x 'Element 1' 

2 x 'Element 2' 

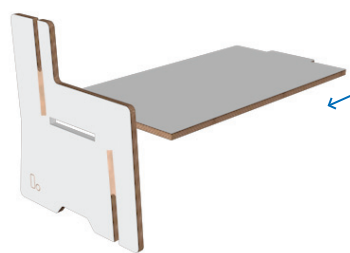
2 x 'Reader side' 

*Yes really,  
that's all!*

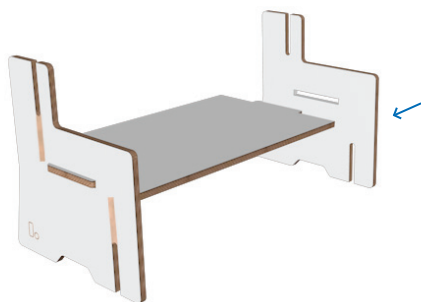
## Step 1.



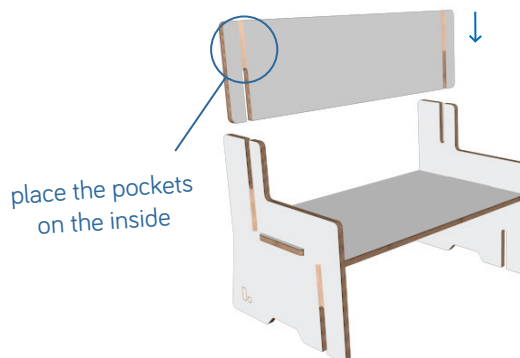
## Step 2.



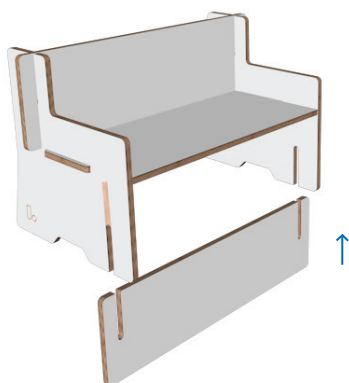
## Step 3.



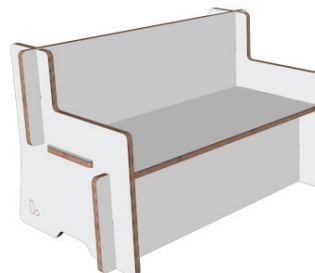
## Step 4.



## Step 5.



## Step 6.



*Done!  
Let's get some books  
and get smart!*