



The Sleeper - Assembly Manual


Congratulations with your purchase of one of the most practical cradles on earth.

Follow these instructions carefully and then we guarantee that the assembly will be quick and effortless. Assemble The Sleeper with two persons. Makes it easier, and more fun!

This is what you need:

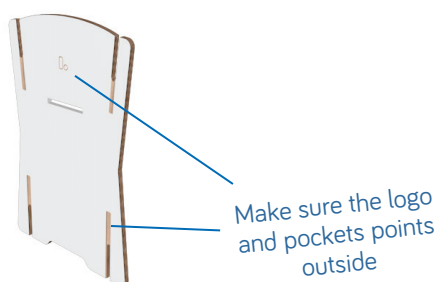
1 x 'Element 1' 

4 x 'Element 2' 

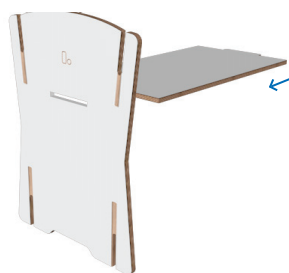
2 x 'Sleeper side' 

*Yes really,
that's all!*

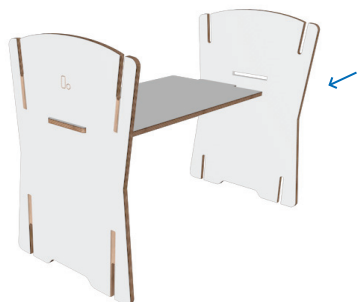
Step 1.



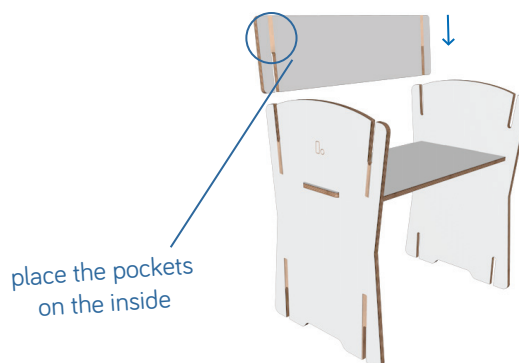
Step 2.



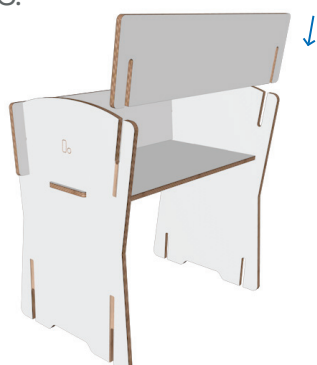
Step 3.



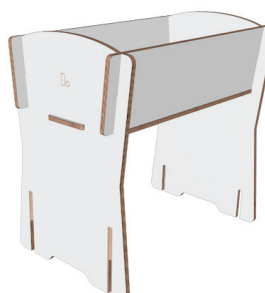
Step 4.



Step 5.



Step 6.



*Done!
Sleep well,
little darling.*